



If fast, efficient levelling is your goal, the C&M Drag Scraper is what you need.

Configured as a tow-behind implement, this heavy-duty piece of innovative machinery is as strong as it is versatile.

From fast grading and levelling of soil to fixing driveways, the C&M Drag Scraper is a go-to application for a variety of customers, from farms and vineyards to feedlots and civil engineering.



FEATURES & BENEFITS

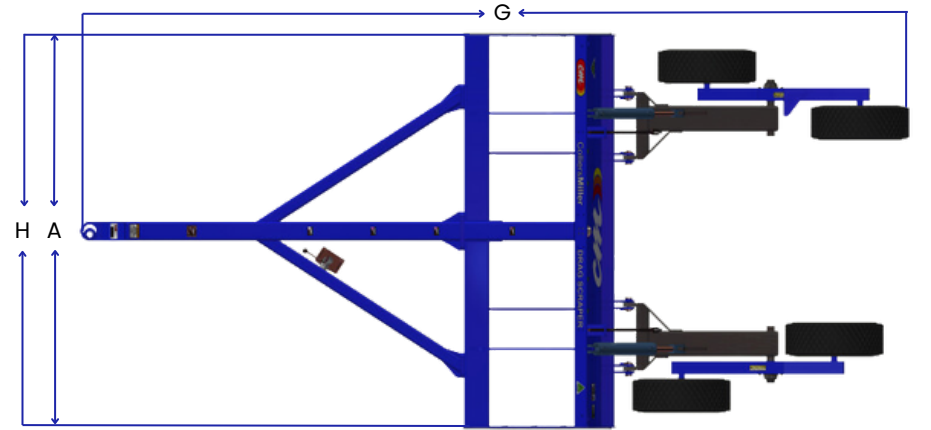

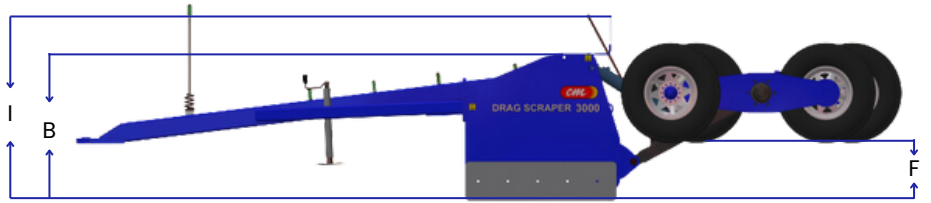
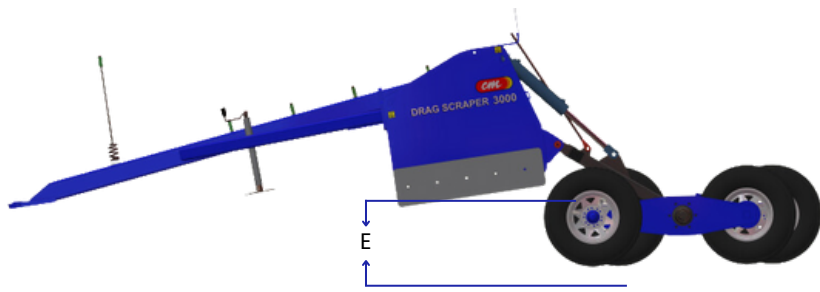
- Heavy Duty Construction
- Replaceable Cutting Edge
- Greaseable Ball Bush on Tow Hitch
- Hydraulic Blade Tilt/Lift
- High Ground Clearance
- Walking Beam Axle

OPTIONAL EXTRAS & UPGRADES

- Tower Mast Bracket
- Hydraulic Rippers
- Moba Laser Kit
- Pen Scraper



All C&M machinery is Australian made and designed in Collier & Miller's state-of-the-art engineering workshop in Griffith, New South Wales. With more than 75 years' experience, Collier & Miller's engineering division is one of Australia's most experienced producers of quality, specialist agricultural machinery.



MODEL	CMDS08	CMDS10	CMDS12	CMDS14
DESCRIPTION	2400 Drag Scraper	3000 Drag Scraper	3600 Drag Scraper	4300 Drag Scraper
BLADE WIDTH	A=2438mm	A=3048mm	A=3657mm	A=4267mm
BLADE HEIGHT	B=750mm	B=1100mm	B=1100mm	B=1100mm
BLADE THICKNESS	6mm	10mm	10mm	10mm
GRADER BLADES	1 x 6" x 5/8" x 8' (GB8658)	2 x 6" x 5/8" x 5' (GB5658)	2 x 6" x 5/8" x 6' (GB6658)	2 x 6" x 5/8" x 7' (GB7658)
MINIMUM HORSE POWER	50HP	120HP	120HP	130HP
MAXIMUM HORSE POWER	130HP	330HP	330HP	330HP
BLADE TILT	C=672mm D=16Deg	C=750mm D=14Deg	C=750mm D=12Deg	C=750mm D=10Deg
MAX. BLADE HEIGHT WHEN LIFTED	E=560mm	E=600mm	E=600mm	E=600mm
MAX. BLADE HEIGHT WHEN LOWERED	F=-215mm	F=-424mm	F=-424mm	F=-424mm
WEIGHT	800kg	1690kg	1845kg	1990kg
OVERALL LENGTH	G=5310mm	G=6400mm	G=6400mm	G=6400mm
OVERALL WIDTH	H=2480mm	H=3010mm	H=3720mm	H=4325mm
OVERALL HEIGHT	I=735mm	I=1130mm	I=1130mm	I=1130mm
BLADE HEIGHT CONTROL	Hydraulic	Hydraulic	Hydraulic	Hydraulic
BLADE TILT CONTROL	Hydraulic	Hydraulic	Hydraulic	Hydraulic
MAX. DRAW BAR PIN SIZE	38.6mm	44.5mm	44.5mm	44.5mm
NUMBER OF REMOTES REQ.	2	2	2	2
WHEEL SIZE	4 of 31 x 10.5 R15LT	4 of 31 x 10.5 R15LT	4 of 31 x 10.5 R15LT	4 of 31 x 10.5 R15LT
POWDER COATED FINISH	Yes	Yes	Yes	Yes